

The Howard Banta Alarm Clock Chapter



Chapter 178 of the National Association of Watch and Clock Collectors

www.acc178.org

February 2013 Volume 2

Presidents' Message

I am sending this Newsletter out early because the **NAWCC Museum is putting together an Alarm Clock Display and has requested our help in finding early, unique or unusual Alarms for the display.** If you have any that you think they might be interested in please contact **Katie Knaub** or **Noel Poirier** at headquarters. The number is **717-684-8261**, Katie's extension is **237** and Noel's is **236**. They can also be reached by e-mail at kknaub@nawcc.org or npoirier@nawcc.org.

This is the best opportunity I can think of to advertise our area of interest. You may have noticed many of the NAWCC members believe our collecting interest are not viewed with a great deal of excitement. This is a unique opportunity to show that Alarm Clocks have played an important part in the history of Horology. I encourage all of our members to look at their collections and send pictures to Katie or Noel so they can determine if the items would be useful in the display.

Attached is the renewal form for our Chapter. If you have not already done so please fill it out and mail to Mike. This is our only source of revenue.

As always I wish you all good health and happy hunting.

Bob Linkenhoker

IN THIS ISSUE

Page 1	President's Message
Page 2	Westclox Lookout with box
Page 3-8	Paulson Westclox catalog
Page 7	Membership Renewal form

Vince Angell has sent me pictures of an interesting early Westclox Alarm along with the original box it came in. How many of you have a 'Lookout', particularly with one of the original boxes. This piece will be in the museum display.

(see the next page for pictures of the clock)

Also in this issue:

A Henry Paulson & Co. catalog of Westclox material has been obtained from Chapter 178 member Dennis Sagvold. Paulson's was a jeweler's supply house in Chicago, Illinois. There are breakdowns of many of the Westclox models with their corresponding part numbers. The only date found was a publisher's copyright date of 1943. This would have been right in the middle of WW II so it is interesting to know that parts were still available in that critical time when much manufacturing was being shifted to the war effort.

Evidently a jeweler could purchase these parts from the jewelry supply. Westclox advertised to jewelers they could increase their revenue by repairing alarm clocks when their watch repair was slow. It probably was a way also to start out many young apprentices. There are six pages of the catalog in this issue and the remaining pages will be included in the next three issues. This should be a good research tool, especially to identify various models being made in the 20's, 30's and early 40's.



Lookout Alarm Clock with it's Box



Front of the box



Close up of the Dial label




Top of box



View of Back of the Clock






PAULSON

*Illustrated
Catalog of*
WESTCLOX
Materials

COPYRIGHT 1943 H. P. & CO. CHICAGO



HENRY PAULSON & CO., 37 SO. WABASH AVE., CHICAGO


- this **CATALOG**


puts the wide range of
WESTCLOX MATERIAL
at your finger tips.

TO SAVE TIME . . . is the ardent
wish of everyone to-day, and to this end
we have compiled and printed this catalog
at our own initiative for our customers.

INDEX

MODEL	PAGE
BIG BEN CHIME ALARM	3
BIG BEN LOUD ALARM	4
BABY BEN	5
BINGO	6
LA SALLITA	7
LELAND	8
SHELBY	10
SPUR	11
TRAVALARM	9
ELECTRIC	
BIG BEN (S6B)	18
BIG BEN CHIME (S4D)	12-13
BABY BEN (S6)	18
ANDOVER	14
BELFAST	15
BACHELOR	16
COUNTRY CLUB	17
DUNBAR	19
MANOR	20
PITTSFIELD	12-13
TROY	21
DIALS	22-23
GLASSES	24





Parts Illustrated 1/2 Actual Size




BIG BEN CHIME ALARM

Parts for Black Model 69C, and Ivory Model 69D,

PART No.	DESCRIPTION	PART No.	DESCRIPTION	PART No.	DESCRIPTION
101	Spring, Alarm Main	124	Key (Ivory) (Alarm and Time Inter-changeable)	148	Wedge, Hairspring
102	Spring, Time Main	125	Screw Case (Gold Finish)	149	Pin, Motion Wheel
103	Barrel (Time Main Spring in Barrel) (Bridge, Time with Barrel and Spring)	126	Screw, Base	150	Finger, Stop
104	Turn, Center (Hand Set) (Black)	127	Screw, Gong (Ivory)	151	Spring, Trip
105	Set, Alarm (Black)	128	Pinion, Shuck	152	Staff, Switch
106	Set, Alarm (Ivory)	129	Nut, Stop Finger	153	Pillar, Fifth
107	Turn, Center (Hand Set) (Ivory)	130	Cover, Regulator, Dust	154	Cap, Time Dust
108	Hammer	131	Clamp, Base	155	Washer, Movement Holder
109	Bridge, Alarm	132	Bushing, Rubber	156	Nut, Pillar
110	Washer, Trip Staff, Friction	133	Spring, Dust Cap	157	Wheel, Hour
111	Seal, Center	134	Gasket	158	Lever, Time (Pallet, Fork and Arbor)
112	Washer, Trip Staff, Small	135	Washer, Center Seal	159	Spring, Hair
113	Washer, Alarm Set, Lock	136	Washer, Trip Staff, Round	160	Wheel, Alarm Escape
114	Hands, Plain (Black) (Pair of Hour and Minute)	137	Cap, Alarm Dust	161	Wheel, Motion
115	Indicator (Alarm Hand), Plain Model (Black)	138	Washer, Motion Wheel	162	Wheel, Trip
116	Screw, Bridge	139	Hands, Luminous (Black) (Pair of Hour and Minute)	163	Wheel, Time Escape
117	Screw, Balance	140	Indicator (Alarm Hand) Luminous Model (Black)	164	Governor
118	Screw, Gong (Black)	141	Screw (Pillars)	165	Wheel, Balance (with Hairspring)
119	Knob, Switch (Alarm Shut-off) (Black)	142	Screw, Case (Movement Holder)	166	Plate, Back
120	Knob, Switch (Alarm Shut-off) (Ivory)	143	Spring, Center Seal	167	Wheel, Fourth
121	Nut, Pillar	144	Nut, Lock	168	Wheel, Alarm Second
122	Nut, Friction	145	Nut, Movement Holder	169	Wheel, Alarm Third
123	Key (Black) (Alarm and Time Inter-changeable)	146	Screw, Bridge (Trip Spring)	170	Wheel, Center
		147	Screw, Case (Nickel Finish)	171	Wheel, Time Main
				172	Wheel, Alarm Main
				173	Wheel, Time Third
				174	Staff, Trip
				175	Plate, Front

Note:—The words (Black) and (Ivory) when used above refer to the color of the case on which the part is used.



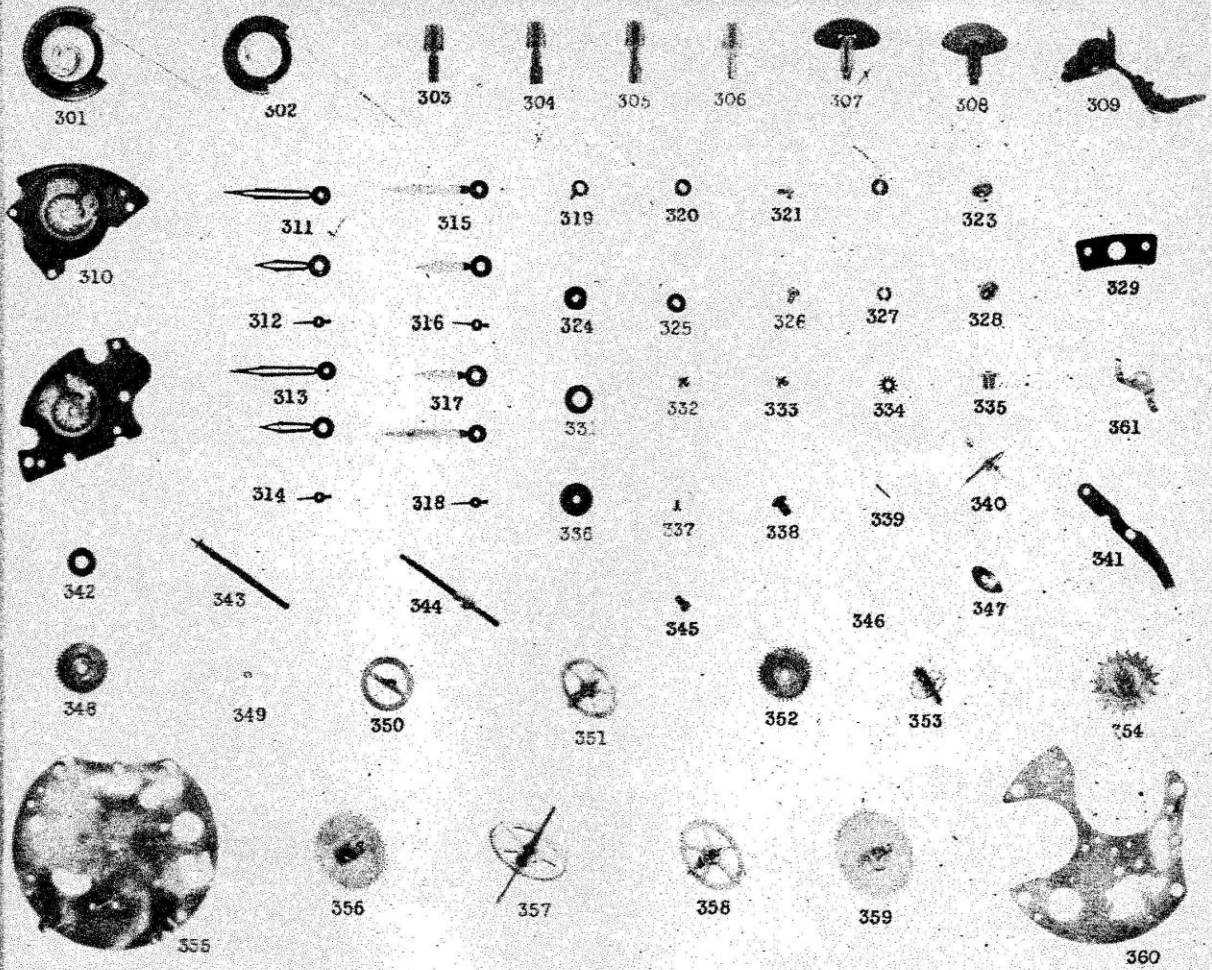
Parts Illustrated 1/2 Actual Size

BIG BEN LOUD ALARM



Parts for Model 48E

PART No.	DESCRIPTION	PART No.	DESCRIPTION	PART No.	DESCRIPTION
201	Barrel (Time Main Spring in Barrel) (Bridge Time with Barrel and Spring)	216	Screw, Case (Body)	236	Regulator
202	Spring, Time Main	217	Screw, Balance	237	Cover, Regulator, Dust
203	Barrel (Alarm Main Spring in Barrel)	218	Screw, Base	238	Cap, Alarm Wind Dust
204	Spring, Trip	219	Turn Center (Hand Set)	239	Bridge, Alarm
205	Hammer	220	Set Alarm	240	Wheel, Motion
206	Lever, Repeating	221	Key, Time	241	Wheel, Trip
207	Hands, Luminous (Pair of Hour & Minute)	222	Screw, Gong	242	Washer, Center Seal
208	Indicator (Alarm Hand) Luminous Model	223	Screw, Case	243	Wheel, Balance with Hairspring
209	Hands, Plain (Pair of Hour & Minute)	224	Knob, Switch (Alarm Shut-off)	244	Lever (Pallet, Fork and Arbor)
210	Indicator (Alarm Hand) Plain Model	225	Nut, Friction	245	Wheel, Time Escape
211	Staff, Trip	226	Nut, Pillar	246	Wheel, Hour
213	Staff, Switch	227	Washer, Trip Staff Small	247	Clamp Base
214	Spring, Center Seal	228	Washer, Trip Staff Round	248	Plate, Front
215	Spring, Hair	229	Wedge, Hairspring	249	Wheel, Fourth
		230	Washer, Trip Staff Friction	250	Wheel, Alarm Escape
		231	Cap, Time Wind Dust	251	Wheel, Third
		232	Key, Alarm	252	Wheel, Intermediate
		233	Screw, Bridge	253	Wheel, Alarm Main
		234	Pinion, Shuck	254	Wheel, Time Main
		235	Washer, Regulator	255	Wheel, Center
				256	Plate, Back
				257	Washer, Alarm Set (Dust Cap Friction)



Parts Illustrated 1/2 Actual Size




BABY BEN

Parts for Black Model 61R, and Ivory Model 61S

PART No.	DESCRIPTION	PART No.	DESCRIPTION	PART No.	DESCRIPTION
301	Spring, Time Main	317	Hands, Luminous (Ivory) (Pair of Hour and Minute)	387	Screw, Bridge
302	Spring, Alarm Main	318	Indicator (Alarm Hand) Luminous Model (Ivory)	388	Screw, Base
303	Turn, Center (Hand Set) (Black)	319	Washer, Regulator	389	Wedge, Hairspring
304	Set, Alarm (Black)	320	Washer, Trip Staff Small	340	Lever, Time (Pallet, Fork & Arbor)
305	Set, Alarm (Ivory)	321	Screw, Gong (Black)	341	Spring, Trip
306	Turn, Center (Hand Set) (Ivory)	322	Nut, Friction	342	Bushing, Rubber
307	Key, (Alarm and Time Interchangeable) (Black)	323	Knob, Switch (Alarm Shut-off) (Black)	343	Staff, Trip
308	Key, (Alarm and Time Interchangeable) (Ivory)	324	Washer, Trip Staff Round	344	Staff, Switch
309	Hammer	325	Washer, Alarm Set Lock	345	Screw, Balance
310	Barrel (Time Main Spg. in Barrel) (Bridge, Time with Barrel and Spring)	326	Screw, Gong (Ivory)	346	Spring, Center Seal
311	Hands, Plain (Black) (Pair of Hour and Minute)	327	Nut, Pillar	347	Washer, Trip Staff Friction
312	Indicator (Alarm Hand) Plain Model (Black)	328	Knob Switch (Alarm Shut-off) (Ivory)	348	Wheel, Trip
313	Hands, Plain (Ivory) (Pair of Hour and Minute)	329	Clamp, Base	349	Spring, Hair
314	Indicator (Alarm Hand) Plain Model (Ivory)	330	Barrel (Alarm Main Spg. in Barrel) (Bridge Alarm with Barrel and Spring)	350	Wheel, Balance with Hairspring
315	Hands, Luminous (Black) (Pair of Hour and Minute)	331	Washer, Center Seal	351	Wheel, Fourth
316	Indicator (Alarm Hand) Luminous Model (Black)	332	Screw, Case (Black)	352	Wheel, Hour
		333	Screw, Case (Ivory)	353	Wheel, Time Escape
		334	Pinion, Shuck	354	Wheel, Alarm Escape
		335	Nut, Case	355	Plate, Front
		336	Washer, Movement Holder	356	Wheel, Alarm Main
				357	Wheel, Center
				358	Wheel, Time Third
				359	Wheel, Time Main
				360	Plate, Back
				361	Regulator


Note—The Words (Black) and (Ivory) when used above refer to the color of the case on which the part is used.



Parts Illustrated $\frac{1}{2}$ Actual Size

BINGO

Parts for Model 66Z



PART No.	DESCRIPTION	PART No.	DESCRIPTION
401	Spring, Time Main	419	Spring, Switch
402	Spring, Alarm Main	420	Spring, Ratchet
403	Hammer	421	Lever (Pallet, Fork and Arbor)
404	Bell	422	Washer, Trip Staff Friction
405	Staff, Trip	423	Spring, Trip
406	Hands (Pair of Hour and Minute)	424	Wheel, Hour
407	Indicator (Alarm Hand)	425	Wheel, Trip
408	Screw, Balance	426	Wheel, Motion
409	Screw, Pillar	427	Wheel, Balance with Hairspring
410	Screw, Case Clamp	428	Wheel, Alarm Escape
411	Set, Alarm	429	Wheel, Time Escape
412	Turn, Center (Hand Set)	430	Wheel, Third
413	Key (Alarm and Time Interchangeable)	431	Wheel, Fourth
414	Washer, Trip Staff Round	432	Plate, Back
415	Pinion, Shuck	433	Wheel, Alarm Main
416	Wedge, Hairspring	434	Wheel, Time Main
417	Knob, Switch	435	Wheel, Center
418	Spring, Hair	436	Plate, Front

2013 MEMBERSHIP RENEWAL

THE HOWARD BANTA ALARM CLOCK CHAPTER #178 OF THE NAWCC

NAME _____

ADDRESS _____

CITY _____ ST _____ ZIP _____ COUNTRY _____

NAWCC # _____

PHONE # _____

EMAIL ADDRESS _____

CHECK BOX IF INFORMATION HAS CHANGED.

PLEASE MAKE OUT A CHECK to "The Howard Banta Alarm Clock Chapter #178"
FOR \$15.00 FOR ONE-YEAR MEMBERSHIP.

MAIL TO:

The HOWARD BANTA ALARM CLOCK CHAPTER # 178
C/O Mike Wilson Secretary/Treasurer
15508 East Chaparral Way
Fountain Hills, Arizona 85268

Phone: 480-816-6483

Fax: 480-836-8766

Email: mike@oldephotog.com