

2010 Volume 1
March 2010

The Howard Banta Alarm
Clock Chapter NAWCC

The Howard Banta Alarm Clock Chapter



Chapter 178 of the National Association of Watch and Clock Collectors

ITS TIME TO RENEW YOUR MEMBERSHIP IN CHAPTER 178

Look for the renewal form in this newsletter and return it to Treasurer Mike Wilson along with a check for \$15.00.

Editor for the newsletter

Mary Maier has done a fantastic job of publishing the newsletter for our chapter for many years. Personal and professional duties however required that she give up this job. I have agreed to take on the task in the interim but my duties require that I not make a long term commitment.

With this in mind we need a member to volunteer to step forward. I can offer some guidance and I'm sure Mary will give a hand as her time permits.


If you can help in this important job please contact me at rlink3@juno.com.



Kathy and David Lindquist at the 2010 Greater Los Angeles with their excellent display of Westclox Alarms



Robert and Tina Thomas at the 2010 Greater Los Angeles Regional



Members Bill Triska and Gary Sagvold at the 2010 Greater Los Angeles Regional, Gary is the author of 'Legged Alarm Clocks'

Officers and Contacts

Alarm Clock

Chapter Newsletter: Quarterly

Annual Dues: \$15.00

President: Bob Linkenhoker
rlink3@juno.com

Publicity: Vince Angell

Treasurer: Mike Wilson
mike@oldephotog.com

Associate Editor: Vince & Phyllis Angell
phylathome@hotmail.com

Editor: Bob Linkenhoker
rlink3@juno.com

Sell it through the Newsletter

Every member may submit one ad per newsletter. This includes a Wanted to Buy or Wanted to Sell. The newsletter comes out at the beginning of March, June, September and December

Author Instructions

All are encouraged to submit articles for publication in the Alarm Clock Chapter's newsletter. Please include your name, address, e-mail address and phone number with the article. Although certainly not a complete list suggestion of topics are:

- * Specific alarm clocks or manufacturers
- * unique design- movement or case
- * Special methods of cleaning
- * Descriptions of interesting repairs
- * History of manufacturers
- * Helpful tips on repair

Photos along with the text are always appreciated. Please e-mail to the editor at:

Rlink3@juno.com

Or send article on computer disk (MS Word) via snail mail to:

Robert Linkenhoker
7186 Calico Circle
Corona, Ca 92881

President's Corner

As you might guess from the pictures on page one we have just completed the Greater Los Angeles Regional in Pasadena, California. It was a great success with over 1100 people attending. Saturday the Mart was open to the public for a \$12 charge. There were 300 + who came to see what it was all about. This is a great way to introduce the NAWCC to the public and hopefully gain some new members. As mentioned else where in this letter the members in Alabama are planning to place a display in the Burrett Museum in Huntsville. This is another way to introduce the public to our hobby. If you have any ideas to promote the Alarm Clock Chapter or the NAWCC please contact me.

I would like to know what is going on in your area. Please e-mail me with information on local happenings so they can be highlighted in this publication.

On a different note the National Convention is in York, Pennsylvania this year. I just found out that I will be able to attend after all and hope to see many of you there. The convention will be held close to the National Headquarters and they will be holding open house for members each day from Wednesday June 16 through Sunday June 20, a perfect chance to visit the museum/ Headquarters/School of Horology and meet some of our dedicated employees.

One last thing before I close, Chapters 65 and 71 are hosting the Silver Dollar Regional in Reno Nevada on August 14 and 15 of this year. Our member (and my right arm in matters concerning this chapter) Vince Angell is Regional Chair and would like to see as many of you as can work it into your schedule attending.

Till next time Cora Lee and I wish you happy collecting and good health.

Poet's Corner

HAPPY HUNTING

by

ROGER ROYAL

SPRING HAS SPRUNG
AND THE WEATHER IS WARM
MY URGE TO COLLECT
IS IN RATHER RARE FORM.


THE NEW YEAR IS RINGING
A LOT OF GREAT SHOWS
TO SHOP FOR ALARM CLOCKS
AND LORD ONLY KNOWS.

THE CLOCKS I WILL FIND
AND THE FRIENDS I WILL SEE
AS I SEARCH FOR THAT TREASURE
SO THRILLING TO ME.

IT'S NOT JUST THE CLOCKS
BUT THE PEOPLE I MEET
THAT MAKE THIS GREAT HOBBY
A HARD ONE TO BEAT.

SO GO TO A SHOW
AND HUNT FOR BIG BEN
THEN COME TO A MEETING
YOU'LL BE AMONG FRIENDS.

HAPPY HUNTING!!!



GOOFY ALARM CLOCK MEETS FOLK ART

Here are photos of a goofy alarm clock and folk art case I recently purchased. The alarm clock is a Junghans alarm clock (movement stamped W231 39 8, date code?). The case is hand made, painted black with what looks like flattened straw glued to make a mosaic design and potted flower. The side door allows the clock to be removed and wound. Glass on the front of the case allows you to see the dial and the seconds bit moving. Because there is a wall hanger on the back of the case I assumed the clock was used in a barn or work shed. The case kept the clock in pretty good shape. Except for the usual wear and rust on the case, the movement was relatively clean. The only issues are a worn third arbor pivot bushing and a broken alarm spring. After I cleaned up the movement, it is keeping pretty good time.

One of my fascinations with alarm clocks is that these little appliances were important in peoples lives 50 to 100 years ago. They woke people up for work and

DISPLAY OF WESTCLOX ALARMS TO BE PRESENTED IN MUSEUM

Lee Powers of Madison, Alabama has informed me he is working on setting up a display of Westclox alarm clocks at the Burrett Museum in Huntsville.

The display will show pieces from different eras produced by this important company. It will be at the museum from April 15 through August of this year.

This is something that any of our members could sponsor. I'm sure most local libraries and even some museums

measured the time of their day. Daily, folks had to handle these little instruments to wind them up. Someone thought enough of this little Junghans alarm clock to create a case for it. Undoubtedly, the case helped preserve the alarm clock so that I can now enjoy it. I suppose someone took as much or more time to construct and adorn the case as I did in refurbishing the clock to working condition.

Please contact me if you have any information on the region of the country that may have engaged in this type of folk art and if this overlay craft has a particular name.

Kevin Knauss

If you have information or comments on this piece contact the editor at rlink3@juno.com

would be happy to sponsor a traveling display. What an excellent way to help educate the public and introduce them to the NAWCC.


We will have pictures and comments in a future newsletter.

IS THIS CLOCK EGYPTIAN OR TURKISH OR ????



A really ornate alarm clock with polished brass bells and handle.

Within the alarm set dial is a typical German logo. Can someone identify the maker?



View of Alarm Clock Dial with Turkish or Egyptian or who knows what characters.



View of the movement.

Some years ago I acquired this alarm. It was disassembled, in a box but I was assured that all the pieces were there. Since the price was reasonable and I love a challenge the purchase was made. As promised all parts were there and I now have what I consider a unique time piece.

I have been told the lettering on the dial is Turkish but have no way of verifying this. In the December 2009 Watch & Clock Bulletin (don't you love the new name) Answer Box section a watch is pictured with a dial that is the same as the one on this clock. The watch is of Swiss manufacture while my clock is a German product.

It would be nice to find out just which market these time pieces were made for, were they made by the original manufacturer complete the with dial or were they purchased bare and finished in the country where they were sold.

Bob Linkenhoker