



Free State Chapter 141

MD, PA, VA, WV



Chapter 141 Officers

President
Lou Orsini

Vice President
Bob Rothen

Treasurer
Neil Amrine

Secretary
Patsy Rothen

Newsletter Coordinator
Al Bush

Registrar
Joe Joyce

Board of Directors
George Hudson
Frank Goad
George Tresansky

For more information about the chapter, you may contact the President Lou Orsini by email oh2batc@verizon.net or phone 703-352-7260.

Feedback or questions pertaining to the Newsletter should be addressed to Al Bush at: agbush172@verizon.net or (410)531-5307.

December / January – No. 2012-01

President's Message

What Happy Holidays fellow clock and watch enthusiasts! With Thanksgiving behind us and Christmas and the New Year looming large, I hope that everyone is enjoying the season of joy and giving. I hope that each of you get that special horological treasure that you've had your eye on all year, and that you find the time (the most precious gift of all) to spend quality time with those you love and care about. While you enjoy time with your friends and family, please think about those less fortunate than ourselves and take the opportunity to donate your time and money to one or more of the many deserving charities.

I hope you all enjoyed last month's format of having several different brief presentations by our members; I certainly did and I really appreciate so many members stepping up to share experiences and information with us. Our next meeting is on Wednesday, January 11 at the usual place and time, and will be similar in format as it is our annual "Show & Tell" meeting, and this time with prizes! Please reach into your bag of tricks to make a short presentation on whatever clock or watch subject you wish. Bring in your unusual or odd item to talk about, or bring in a timepiece that has a story

behind it that you would like to share. There are no restrictions on what you bring or what you talk about except for its relationship to horology – so the stage is yours!

Finally, as always, please remember our brave men and women serving in Iraq and Afghanistan, as well as in other dangerous places throughout the world. It is simply too easy for us to be so wrapped up in our personal lives that we give scant thought to those who are in harm's way to keep us safe. Further, as we are now into the holiday season, it is a particularly tough time for the families of our service members who must endure yet another family oriented period separated from their spouses and loved ones. Please seek the opportunity to help others in this time of giving, and to keep those deployed service members and their families in your thoughts and prayers, every day, until they return home.

I wish each and every member a happy and joyous holiday season, and look forward to seeing you next month.

Lou Orsini, president

Our next meeting will be Wednesday, January 11th, 2012 at The Cozy Inn

Minutes of Freestate Chapter 141 Meeting, November 9, 2011

The Freestate Chapter 141 meeting of 9 November 2011 was started with a small Mart followed by the usual great buffet meal at the Cozy Inn, Thurmont, MD. The meeting was later opened by President Lou Orsini by welcoming us. He reminded us to be sure to remember all the military members, both active and retired, as well as veterans who have been responsible for providing us with the life that we enjoy.

This meeting was set aside as a time for members to bring in a project or something they would like to talk about.

George Tresansky opened the program by discussing the clock movement he had made. The clock George constructed was from "Building An American Clock Movement" by Steven G. Conover. George discussed the various machining techniques required to construct the clock and the pitfalls he encountered during construction. George was mentored by Tom Mostyn who had previously constructed the same clock. Hats off to George for completing the project. He said it was a great learning experience.

Tom Mostyn discussed clock movement holders and how each style movement requires a different holding method. Tom brought with him 5 different holders - 4 of which are commercially available. He illustrated the various holders and demonstrated how they are used to securely hold clock movements. The fifth holder was one that he made for use with cuckoo clocks and is valuable because it allows him to see both sides of the movement while working on it.

Fred Crowe told us how "busy" his move from his home of many years to his retirement residence has been. He stated that his

family was helping him and they found things in boxes that he had even forgotten he had. Fred was glad he was getting settled but in the move, he found a poem that he had forgotten.

Winding The Clock

*When I was a little lad, my old grandfather said
that none should wind the clock but he, and so at time for bed
he'd fumble for the curious key kept high upon the shelf
and set aside that little task entirely for himself.
In time, grandfather passed away and so that duty fell
Upon my father who performed the weekly custom well:
he held that clocks were not to be by careless persons wound
and he alone should turn the key or move the hands around.
I envied him that little task and wished that I might be
the one to be entrusted with the turning of the key.
But year by year, the clock was his exclusive bit of care
until the day the angels came and smoothed his silver hair.
Today the task is mine to do, like those who've gone before
I am a jealous guardian of that round and glassy door.
And until at my chamber door, God's messenger shall knock,
to me alone shall be reserved the right to wind the clock.*



Author Unknown

He read this great old poem (copy included).

It was really great, and also appropriate for the families of we "watch people."

Meeting dismissed by wishing all a Merry Christmas and a Great and Healthy New Year!!!

-Patsy Rothen (Secretary) 11 October 2011

FREE STATE CHAPTER 141 MEMBERSHIP-RENEWAL APPLICATION *NATIONAL ASSOCIATION OF WATCH AND CLOCK COLLECTORS*

Date _____

NAWCC No. _____

Name _____

Spouse's Name _____

Address _____

Hi folks!

I would remind all members to send in their dues, if they are not fully paid... dues were due at the end of June. Contact me at Neil54@aol.com, or call me at 301-229-2587 if you have questions. I look forward to seeing everyone at the Cozy's in January. Please be prompt with your RSVPs for the meeting reservations. We need to know the head count for the meal so reservations can be made.

Thank you!!

Neil Amrine

Attention: It is important also to keep Joe Joyce (josephjoyce@comcast.net or 301-865-8464) advised of any change in your membership information, address changes, etc.

We cannot keep you informed if you don't keep us informed.

As of January 2007 Annual dues are only \$8.00 payable to Free State Chapter 141.

Please send your check with this completed application to:
Neil Amrine, 5621 Ogden Road, Bethesda, Maryland 20816.
Phone: 301-229-2587; email: neil54@aol.com

If you have an interest in clocks or watches you are invited to Our Next Meeting

January 11th, 2012 at the Cozy Inn

CHAPTER 141 PROGRAM FOR JANUARY 11th, 2012

Annual Show & Tell: A chance to share your knowledge, experience and/or good fortune with the rest of us. Rules are simple; all you need to do is bring any item related to horology to the meeting and tell the other members what you know about it. There are no restrictions on what you bring or how you present it. Tell us about something in which you have expertise, or you can bring something you don't really know much about, and use this as an opportunity to challenge the rest of us to figure out what you have. Where else do you have an opportunity to ask questions of a roomful of horological experts. Surprise us with your special "find", your special project, your horological object of curiosity or a horological treasure you wish to share with us. This program is always enjoyable, and it's even more fun when you get personally involved. Don't miss the chance to share with and learn from others. These are always interesting meetings. We're looking forward to seeing you at the meeting. Come out and join us for a pleasant evening.



—Bob Rothen

Meeting time is ~ Dinner: about 6:15 PM **Mart:** Come early for the mart **Business/Program:** follows dinner

MEETING RESERVATIONS: You may use the Meeting Reservation form below to mail in your reservations for the Free State Chapter 141 meetings. Please indicate the meeting date as you complete the form. You may also make reservations via e-mail to neil54@aol.com and providing Neil Amrine with the information requested on the meeting reservation form or by Calling Neil at 301-229-2587 and informing Neil directly. (Please RSVP at least 48 hours before the meeting date)

Cancellation Policy: Our policy on meeting cancellations is simple. If the Frederick schools are closed due to inclement weather on the day of our meeting, we will cancel. Otherwise, you can expect the meeting is on. In the event of a cancellation, Neil will try to contact everyone who has made reservations (especially those who don't live locally), but it's all based on the school decision. (Several Radio & TV stations in the region carry closure information including WMAR 2, WTTG 5, WJLA 7, WUSA 9, WBAL 11, WJZ 13, x 45, & WE TA 26.)

Free State Chapter 141 Meeting Reservation Form

Reservation for Free State 141 Meeting on _____

Name _____

Guest Names _____

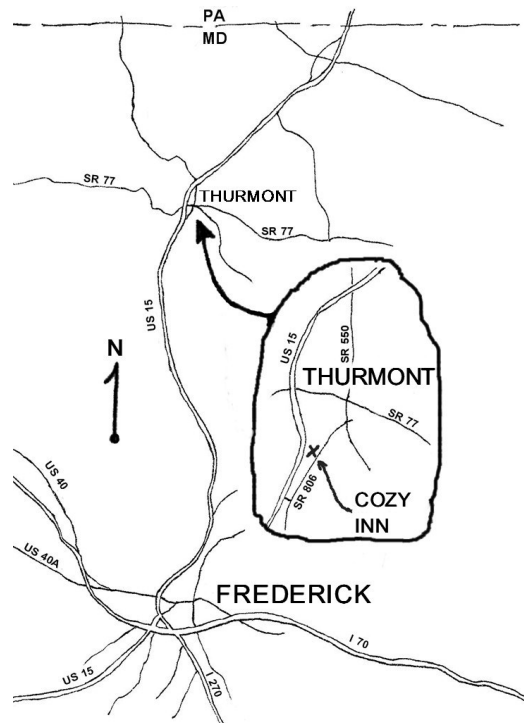
Number coming _____ x \$16.00 = Total \$ _____

Number of Mart Tables _____ (Mart Tables are Free)

Please make checks payable to Free State Chapter 141 and mail to Neil Amrine, 5621 Ogden Road, Bethesda, Maryland 20816

Phone: 301-229-2587; email: neil54@aol.com.

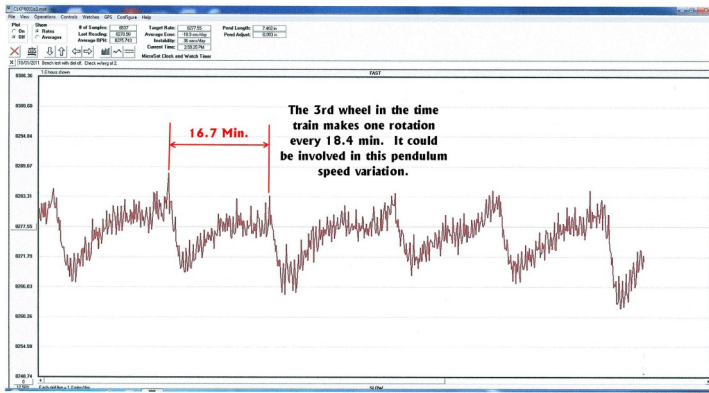
Directions: Cozy Inn is in Thurmont, about 16 miles north of Frederick. Take Route 15N if coming from Frederick or 15 South if coming from PA. Take the Thurmont ramp to MD806 and go east on Thurmont Blvd (right if traveling north, left if traveling south) for about a quarter mile, then take a left on Route 806 (Frederick Road) heading north. The restaurant is about 0.4 mile on the left. If you need additional directions please call the Cozy Inn at 301-271-7373.



Tic Toc Tech Tips

To Repair a Clock, Part 2

The last article introduced the servicing of a Kitchen clock that had a problem of stopping for unknown reasons. We discussed the clock and some of the possibilities. We included a chart of its performance for a short period as shown below.



This showed a potential problem associated with the 3rd wheel which will be discussed later.

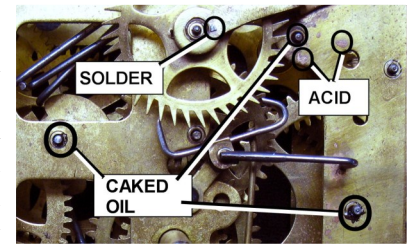
Some of the problems we considered that decrease its run time on one winding are: is it fully wound, has the main spring taken a set or lost its temper, is it correct size, wheels, arbor pivots, main spring, gear teeth, levers or anything else binding? Check all bushing, pivot, gear teeth wear. Is there lack of or caking of oil in pivots or on spring? Was wrong oil used? Main spring oil is designed to work under high pressure but bushing oil not so much. Some oils tend to break down chemically with age so synthetic oils are usually preferable.

Think energy. The mainspring is a power source to supply energy to run the clock. Energy is consumed by friction. Thick oil can dampen movement and consume energy yet it has to have the right surface tension and thickness not to disperse from its desired location.

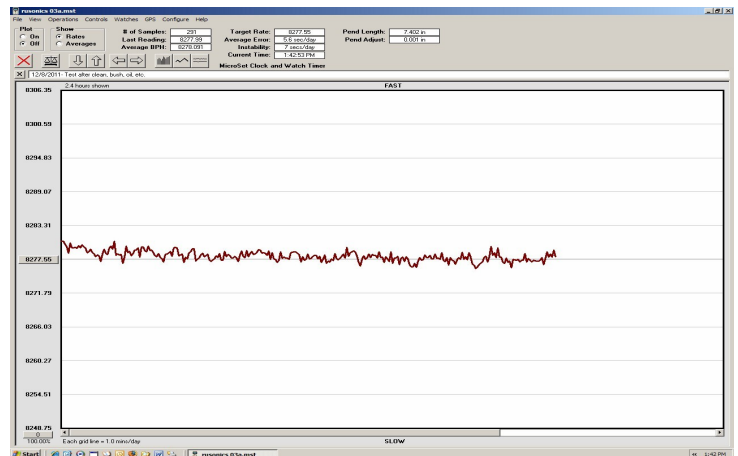
Things that can be done to insure the clock to run its full time: Insure the correct spring (thickness, width, length) is used and that it has the proper temper. Use only quality replacements. Spring color is no longer a good indicator of the amount of temper in a replacement spring since the color can be altered after tempering or lack thereof. In fact a spring can be tempered a different amount on each side by using rollers of different temperature on each side of the spring in manufacture. Always be sure the clock/movement are adjusted level (pendulum type) and the clock is in beat. Correct any pivot/bushing problems and oiling conditions. Check for clearance and alignment of all parts including levers. Look for anything that might be absorbing energy but not contributing to the timekeeping.

We discussed some of the observations of our clock in the last section but now we can remove the dial exposing the movement and remove the movement for a detailed examination being careful not to correct any problems unknowingly. First we see acid spots & streaks on the front plate, some solder on the escape cock along with file marks. See the photos. This is probably correction of an improper earlier repair job to support a

worn bushing for the escape wheel. Acid solder accounted for the copper streaks. I also found caked oil around several pivots. Also note the caked oil on the bushings. The caked oil on the bushing in the lower right of the photo was hiding



an oval hole in the bushing. This happens to be the bushing for wheel #2. Wheel #2 drives the pinion on wheel #3. If you remember wheel #3 was the one we suspected to be causing the variations in the beat rate every 16.7-18 minutes. We replaced this bushing. We also found nicks in the pivots of wheels #2, #4 and the escape wheel. They showed as recesses in the surface. If they had raised areas, they had been honed down. In any case we decided to polished all three and check the results. If it is determined they need replacing we shall do that later. We found one instance where the gong hammer wire had only 0.005" clearance from the great wheel of the mainspring. Bending this wire to reroute it with more spacing took care of that problem. We cleaned, oiled and reassembled the movement sans the main and strike springs and the pallets so we could check for free spin and any binding. Everything looked good, no observable binding and much less drag than before. End shake, etc. all looked good. We added the springs and their gears. With the pallets and crutch added the system started ticking, a good sign. Verified the strike chain for operation and placed the movement on the test rack. Then hooked up the MicroSet monitor and put it all into operation. With a few minor adjustments it is working and a series of data taken to compare with the earlier data. The graph is shown below. A quick comparison with the graph before (both with the same scale) shows no more 16.7-18 minute cycles and much less noise. Part of the noise was possibly coming from stick-slip friction of the main spring. Bright shiny spots were observed on the main and strike springs when cleaning. Grease used on it may



not have been high pressure type oil for main springs but perhaps clock or some similar oil that was squeezed out when the spring was fully wound.

The movement will now be on the test stand for 16 days to verify its longevity and assuming it will work, be placed in its case and returned to my friend.

Al Bush 2012-01