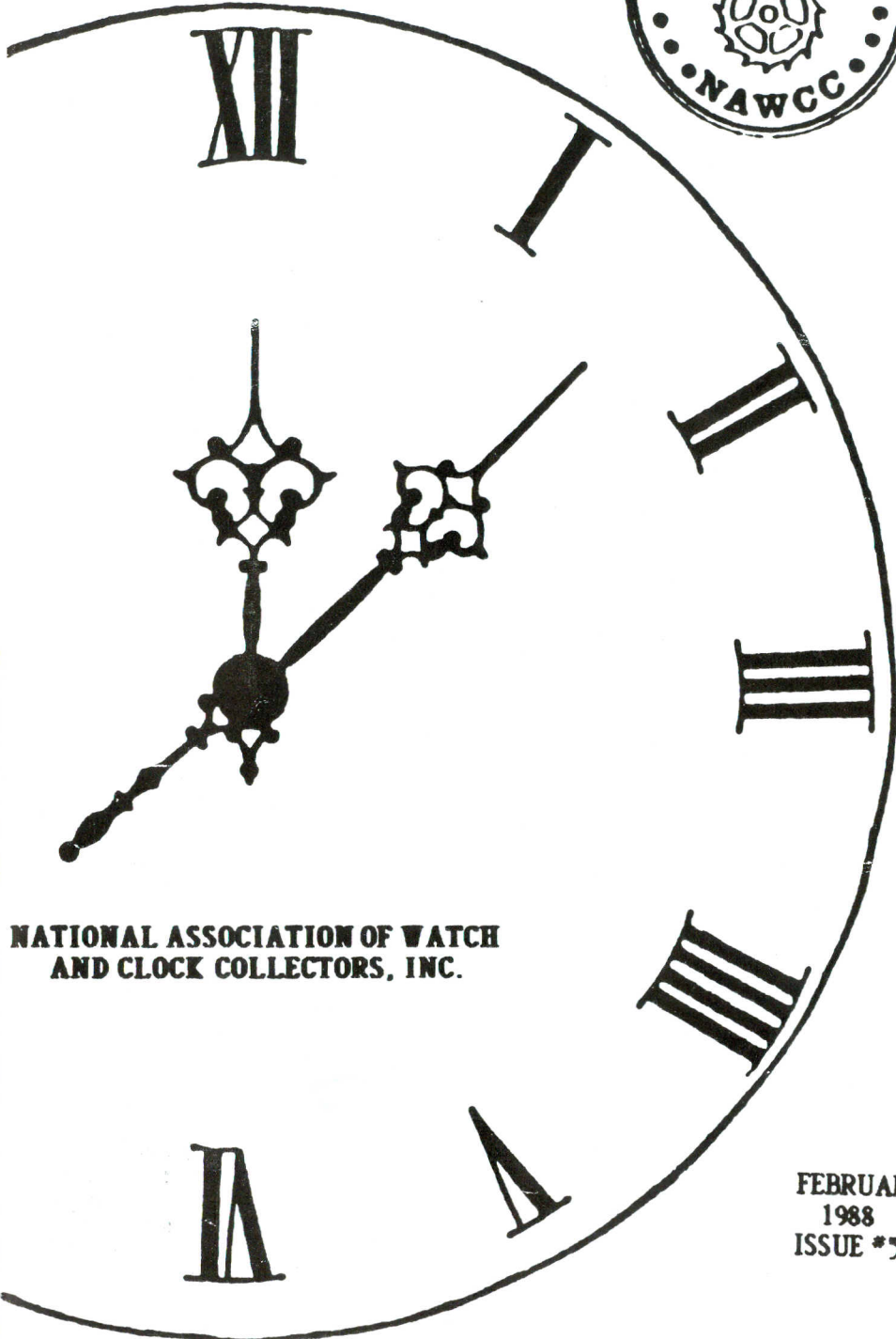



DIABLO VALLEY BULLETIN



**NATIONAL ASSOCIATION OF WATCH
AND CLOCK COLLECTORS, INC.**

**FEBRUARY
1988
ISSUE #56**

1988 OFFICERS

PRESIDENT.....	JACK COULTER.....	254-0746
VICE-PRESIDENT.....	H.C. COX.....	934-9507
VICE-PRESIDENT.....	WAYNE KNAUF.....	(209) 957-0824
SECRETARY.....	ROY HOLMAN.....	530-5428
TREASURER.....	TOM MITCH.....	865-6711

DIRECTORS

LEONARD BOONE.....	228-7916
JIM McELROY.....	935-0462
TOM ARMOUR.....	654-3363
ED OKVIST.....	357-6257
BOB WAHRER.....	462-4912

CHAIRMEN

BULLETIN.....	BOB PROCHNOW.....	449-5956
MEMBERSHIP.....	LEONARD BOONE.....	228-7916
MART/S. AUCTION.....	JIM McELROY.....	935-0462
LIBRARY.....	SANDY CUTHILL.....	686-3144
PROGRAM.....	H.C. COX.....	934-9507
	WAYNE KNAUF.....	(209) 957-0824
NOMINATING.....	DOROTHEA SANDERSON.....	937-6272
DISPLAY.....	BOB WAHRER.....	462-4912
REFRESHMENTS.....	BUD EHLER.....	228-5387
	TOM ARMOUR.....	654-3363
	ED OKVIST.....	357-6257
RAFFLE DRAWING.....	SCOTT GRABILL.....	671-2935
PHOTOGRAPHER.....	FRED CUTHILL.....	686-3144

CHAPTER MEETING DATES: FEB 14, APRIL 10, JUNE 12, AUG. 14, OCT. 9, DEC. 11

EXECUTIVE COMMITTEE MEETING DATES: MARCH 7, MAY 9, JULY 11, SEPT. 19, NOV. 9.

CHAPTER MOTTO: ACCENT ON EDUCATION

STATEMENTS OF OPINION OR FACT MADE BY AUTHORS OF ARTICLES APPEARING IN CHAPTER PUBLICATIONS ARE TO BE ACCEPTED AS THE AUTHOR'S OWN: THE CHAPTER ASSUMES NO RESPONSIBILITY FOR THE ACCURACY OR CORRECTNESS OF ANY STATEMENTS OF ITS CONTRIBUTORS.

PRESIDENT'S MESSAGE

A new year begins, with a new slate of officers and directors who hope to do as well as our predecessors. I would like to use this space to thank John Stohr and his Executive Committee for an outstanding 1987. Over and above running the Chapter's usual affairs, John had the planning for the 1988 Western Regional, a responsibility he will continue to carry this year. In addition to the more visible efforts like the excellent programs and displays, we appreciate the unsung heroes; the members who maintain and carry the library to the meetings, who buy the donuts and make the coffee, sit by the door and greet new members and guests, and collect the dues while the rest of us shop the mart and visit, pay our bills, reserve the meeting room, obtain the drawing prizes, and take the pictures and write the meeting notes for the National Bulletin. Thank you all.

Finally, a big thank you to Bob Prochnow, our Bulletin editor. By the time this is published, I hope one of you has responded to his December call for a successor. He has done more than his share.

Jack

MEETING INFORMATION:

DATE: FEBRUARY 14, 1988

**PLACE: PLEASANT HILL COMMUNITY
CENTER**

MART SET-UP: 11:30 AM

MART BEGINS: 12:00 NOON

**PROGRAM: "PUBLIC CLOCKS ALONG
THE RHINE, WITH
ASSORTED CASTLES"**

MEETING BEGINS: 1:00 PM

**DISPLAY THEME: TOWER, STREET, OR
INTERESTING
GERMAN CLOCKS**

**ANNUAL MEMBERSHIP: \$15.00
NON-MEMBER DONATION: \$1.00
MART: FREE TO CHAPTER MEMBERS**

ABOUT THE PROGRAM:

The program will be "Public clocks along the Rhine, with assorted castles".

Plus an intimate look at some early tower clock movements, including a 4 train quarter striker.

Slides and personal narration by Fred Bausch.

ABOUT THE SPEAKER:

Fred Bausch is a long time member of Chapter #5, a professional with a large shop in San Carlos. Take advantage of this opportunity to learn from an expert about some clock types most of us haven't seen.

REMINDER: The annual membership dues (\$15) were due on January 1, 1988. If you have not yet paid, please do so at the February meeting. If you will be unable to attend, please mail your check to:

**DIABLO VALLEY CHAPTER #107
P.O. BOX 23315
PLEASANT HILL, CA. 94523**

NOTICE: BUCK GRABILL HAD BY-PASS SURGERY OVER THE PAST FEW MONTHS.

"BUCK, WE WISH YOU A SPEEDY RECOVERY".

CHAPTER MOTTO: ACCENT ON EDUCATION

CLOCK PIVOT POLISHING

Clock pivots can and do wear. This wear is a factor of : dirt, bushing wear, improper heat treatment or polishing at time of manufacturing, lack of oil or improper oil, and usage. Generally spring or weight driven clocks will stop themselves before wear gets too great, while electric motor driven clocks have enough torque to cause great wear before they stop.

When a clock is disassembled for repair or cleaning, each pivot should be inspected for wear and smoothness. This inspection is done visually with or without a magnifying device or by pulling a fingernail along the pivot to find a roughness.

Any roughness or uneven wear requires that the pivot be turned and/or polished.

Do not attempt to turn or polish pivots unless you have the facilities to rotate and firmly support the wheel arbor assemblies. This can be done in a lathe or a drill press. A "ROTO-TOOL" or electric drill that can be firmly mounted to a bench can also be used. Always check the arbor assembly-never a pivot. Arbor assemblies having a wheel at the end of an arbor require that the wheel be moved or removed to allow the arbor to be chucked. Chucking a pivot will result in a broken or bent pivot.

Pivots with excessive roughness or uneven wear are usually turned true with a graver or metal cutting tool to remove unwanted metal and then smoothed and polished.

Pivots with slight wear or unevenness are polished using a fine grit paper or cloth glued to a solid backing, similar to a popsicle stick, wider than the pivot, to provide even pressure along the width of the pivot. A metal burnisher (A very smooth file) and a light cutting oil is recommended for the final polishing.

When turning or polishing a pivot, it is important to maintain the same diameter of the pivot along its length. When completed, the arbor assembly should be fitted between the clock plates to check the bushing for wear and size. A rough pivot usually will result in excessive bushing wear.

HOW TO CLEAN A CLOCK THE OLD FASHION WAY

While scrounging through an old, old book on cleaning preparations and methods, I came across the following:

"A Simple Way To Clean A Clock"

Take a bit of cotton the size of a hen's egg, dip it in kerosene and place it on the floor of the clock, in the corner; shut the door of the clock and wait 3 or 4 days. The clock will be like a new one-and if you look inside you will find the cotton batting black with dust. The fumes of the oil loosen the particles of dust, and they fall, thus cleaning the clock.


I have talked to clock owners and they proudly show me the kerosene in their clock and tell me the clock has run for 20 years or more with this kerosene cleaner.

It might eliminate your need for a sonic cleaner ?? and be much simpler.

In the old book there was also a method for 'A Bath For Cleaning Clocks'. If you have some Marseilles soap, some whiting (?), Spirits of Ammonia, and benzene, also an enameled iron or terra cotta vessel and are interested-I'll be glad to pass on the bath procedure to you!

I'm sure these procedures are not covered by U.S. Patents so go ahead and give them a try.

by Phil Russell



NOTES FROM THE JANUARY '88 EXECUTIVE MEETING:

1. **New President, Jack Coulter assigned officers to fill chapter positions.**

Membership: Len Boone

Program: H.C. Cox, Wayne Knauf

Mart & Silent Auction: Jim McElroy

Library: Sandy Cuthill

Display: Bob Wahrer

Drawing: Scott Grabill

Photo: Fred Cuthill

Refreshments: Rud Ehler, Ed Okvist, Tom Armour

Nominating: Dorothea Sanderson

Bulletin: Bob Prochnow

2. **Membership: Want suggestions for boosting membership.**

3. **Bulletin: Looking for someone to take over for Bob Prochnow**

4. **Finance: Reviewed last year's expenses and discussed moving Chapter funds to an interest bearing account.**

5. **Anniversary: Possible Celebration during the April meeting of our 10th year anniversary.**

6. **By-Laws: Discussed having By-Laws available at each meeting.**

7. **Regional: Small notice will be in the April Mart with a large notice in the July Mart.**

Roy Holman (Secretary)

BOOK REVIEW: THE NAWCC BULLETINS

All too often, the things we are looking for are right under our noses. I know I find this too be true several times when I am searching for information about a particular clockmaker or clock and spend hours searching for bits of information through several books. The next time you are looking for some information, look to the NAWCC Bulletins, past and present, for the answers. There is a wealth of information in those books we get 6 times a year, and that information has been piling up for several decades. Our Chapter library can assist you in getting the right year for the information and the past volumes are also available for purchase through the NAWCC Headquarters. There are even indexes for making the searching less complicated. So the next time, try the NAWCC Bulletins first. You will probably have all the information you need and will spend less time looking for it.

Bob Prochnow

DO YOU HAVE SOMETHING YOU ARE LOOKING FOR TO COMPLETE YOUR COLLECTION?

DO YOU HAVE SOMETHING THAT YOU ARE NO LONGER INTERESTED IN COLLECTING.

THE CHAPTER BULLETIN IS THE PERFECT PLACE TO ADVERTISE. THE BEST PART IS THAT IT IS FREE TO CHAPTER MEMBERS. SO DON'T WAIT FOR THAT SPECIAL CLOCK TO PASS YOU BY. GET YOUR REQUEST IN BEFORE THE DEADLINE ON THE NEXT BULLETIN.

BULLETIN NOTES:


ARTICLES FOR THE BULLETIN ARE DUE 2 WEEKS PRIOR TO THE MEETING DATE. THE EARLIER YOU SEND IN THE ARTICLES, THE EASIER IT IS FOR ME TO START PUTTING THE WHOLE THING TOGETHER AND GETTING IT OUT ON A TIMELY BASIS.

WHY NOT SEND ME YOUR ARTICLE NOW?

THE EDITOR

SEND ARTICLES TO:

**BOB PROCHNOW
435 LAGUNA CT.
LIVERMORE, CA 94550**



FROM YOUR EDITOR:

THE DIABLO CHAPTER'S BULLETIN IS ONLY AS GOOD AS IT'S MEMBERS MAKE IT!

Why not start gathering up all those tid-bits of information you have collected over the years and put them into words. If your not sure of what to say, give me the information and I'll be happy to put your thoughts into words for you. Let's make 1988 the best year ever for the Diablo Bulletin.

As always, send the articles, drawings, puzzles, etc to:

Bob Prochnow
435 Laguna Ct.
Livermore, CA 94550

p.s. It is not necessary to type the information.

