

Vintage Lucien Piccard Teardown and Service



The Watch:

- Brand: Lucien Piccard
- Model: CIRCA 101
- Movement: Automatic with center seconds
- Jewel count: 17
- Case: 14K Gold plated
- Complications: Day & Date
- Features: Raised markers, Red seconds hand, Embossed LP on the crown, 36Hr reserve.

History:

- Purchased new in 1974 by my parents for my birthday.
- Repaired locally in 1976.
- Worn mostly for dressy occasions.
- Worn as primary in 1982 after primary watch stopped.
- Accidentally worn into the ocean, after which it stopped.
- Put away in my drawer and left, Till late 2020.

Teardown:

Stem & Crown removal:



Date adjust wheel



Teardown:

Rotor removal:



Movement removal:



Teardown:



Dial removed:

Dial support ring

Day wheel retaining ring

Teardown:



Day wheel removed:

Day wheel advance

Day wheel detent

Teardown:



Retainer removed:

Date detent

Date advance



Teardown:



Date ring removed:


Winding / setting clutch

Water residue



Teardown:

Movement side:



Auto winding
train bridge

One way
clutches



Teardown:

Auto wind bridge removed:




Time & barrel
bridge

Winding
wheels
removed



Teardown:

Barrel bridge removed:




Seconds wheel

Spring barrel



Teardown:



Time bridge removed:

Escape wheel

Minute wheel

Teardown Complete:

Box – 0 - Parts



Calendar parts

Auto wind parts

Spring barrel parts


Escapement parts

Time train parts

Things that caused me grief:



Day wheel
circlip



Click springs



Pallets and pallet
fork

The part that
stopped the watch

Cleaning:



Micro-90 cleaner

Ultrasonic cleaner

Tea ball for small parts

The patient has a heartbeat!!



Reassembly after cleaning:



Train side complete



Dial side clean and ready for reassembly

Reassembly after cleaning:



Motion work & date advance



Date wheel & retainer

Final check and adjust:



Cleaned, serviced, polished, new band.

